

Scaled data based on original data using
LM-79-08 Approved Method: Electrical and Photometric Measurements of Solid-
State Lighting Products

Test Report Prepared for
Cooper Lighting Solutions
(formerly Eaton)

Brand: McGRAW-EDISON

Report Number: P594676

Luminaire Tested: **ISS-PA1C-830-U-5WQ**

Issue Date: 3/22/2022

Test Information

Test Method: LM-79-08
Report Number: P594676
TEST IS SCALED FROM IESNA LM-79-08 TEST DATA (G1-2201-510-14)
Test Lab: INNOVATION CENTER
Issue Date: 3/22/2022
Manufacturer: COOPER LIGHTING SOLUTIONS (FORMERLY EATON)
Product Line: McGRAW-EDISON
Catalog Number: ISS-PA1C-830-U-5WQ
Description: IMPACT ELITE LED QUARTER SPHERE LUMINAIRE
(1) 80 CRI, 3000K, 615mA LIGHT ENGINE WITH 24 LEDS AND TYPE V WIDE OPTICS
Light Source: -
Ballast/Driver: ELECTRONIC DRIVER

Summary

Lumens per Lamp: N/A
Luminaire Lumens: 5517 lumens
Efficiency: N/A
Efficacy: 112.8 lumens/watt
Luminous Opening: Rectangular (W 0.75' x L: 0.5' x H: 0')
IES Classification: Type V - Medium
BUG Rating: B3 - U0 - G2

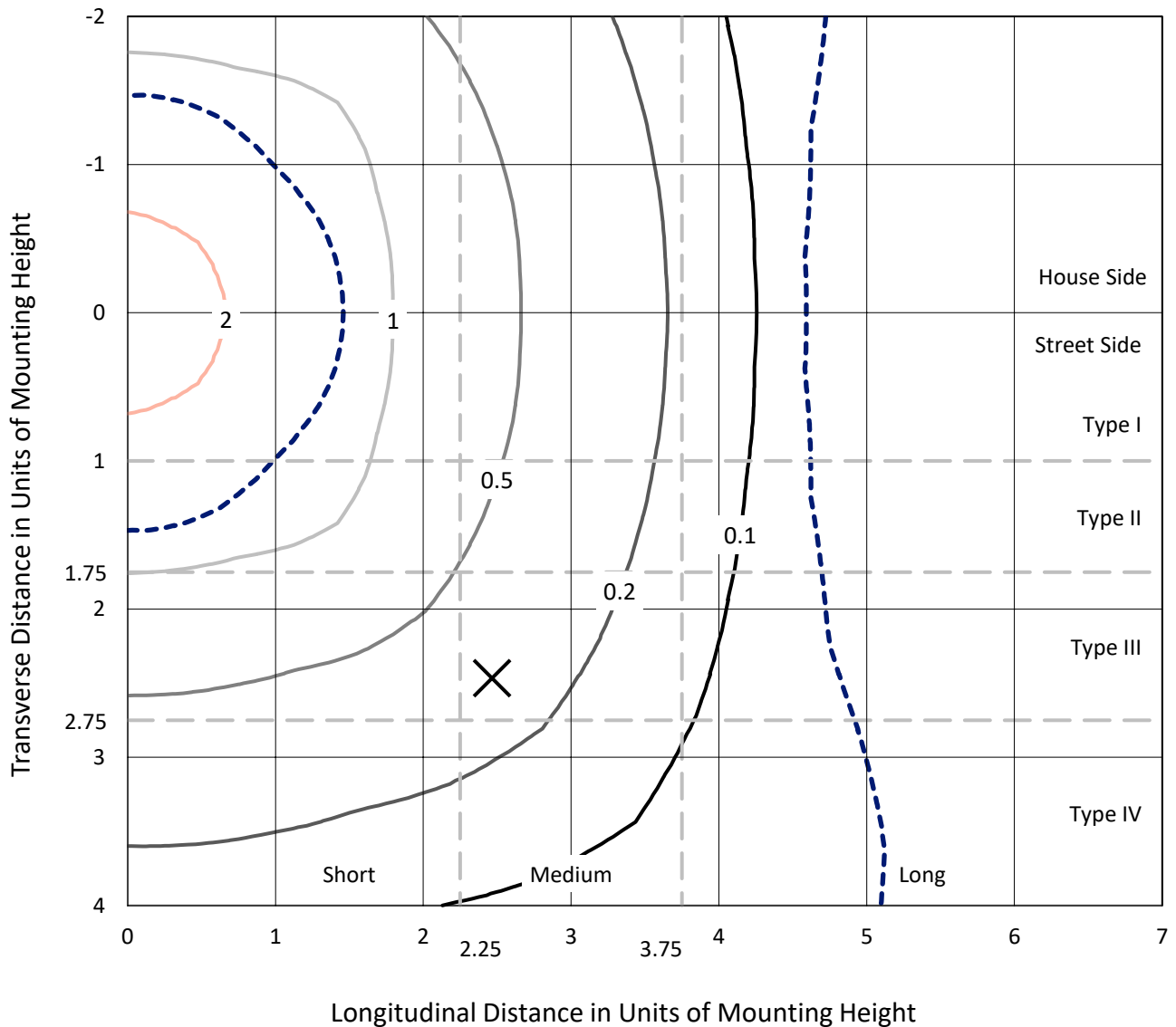
Input Watts (W): 48.9
Input Voltage (V): NR
Input Current (Ain): NR
Voltage Rise (V): NR
Power Factor: NR
Total Harmonic Distortion (THDi): NR
Frequency (hertz): 60
Stabilization Time: NR
Operation Time: NR
Ambient Temperature (°C): NR
Test Distance: 28.75 FT



REPORT NUMBER: P594676
 CATALOG NUMBER: ISS-PA1C-830-U-5WQ

Iso-Footcandle Lines of Horizontal Illumination

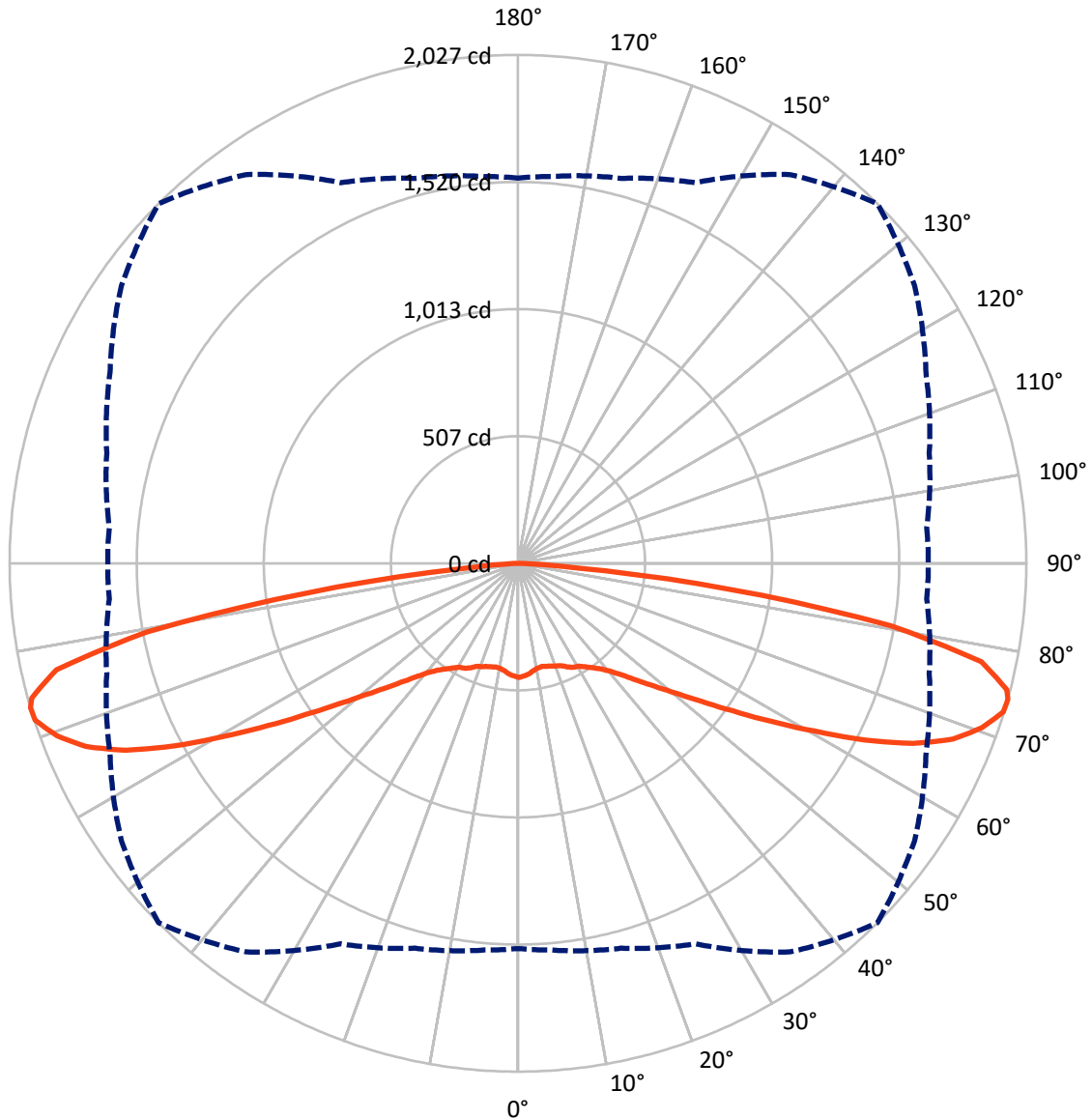
× Max cd
 - - - 1/2 Max cd



Based on 12 foot mounting height. Maximum calculated value = 3.2 fc
 Type V - Medium - N/A

REPORT NUMBER: P594676
CATALOG NUMBER: ISS-PA1C-830-U-5WQ

Luminous Intensity Polar Plot



— Vertical Plane Through 45-Deg Lateral - - - Horizontal Cone Through 74-Deg Vertical

REPORT NUMBER: P594676
 CATALOG NUMBER: ISS-PA1C-830-U-5WQ

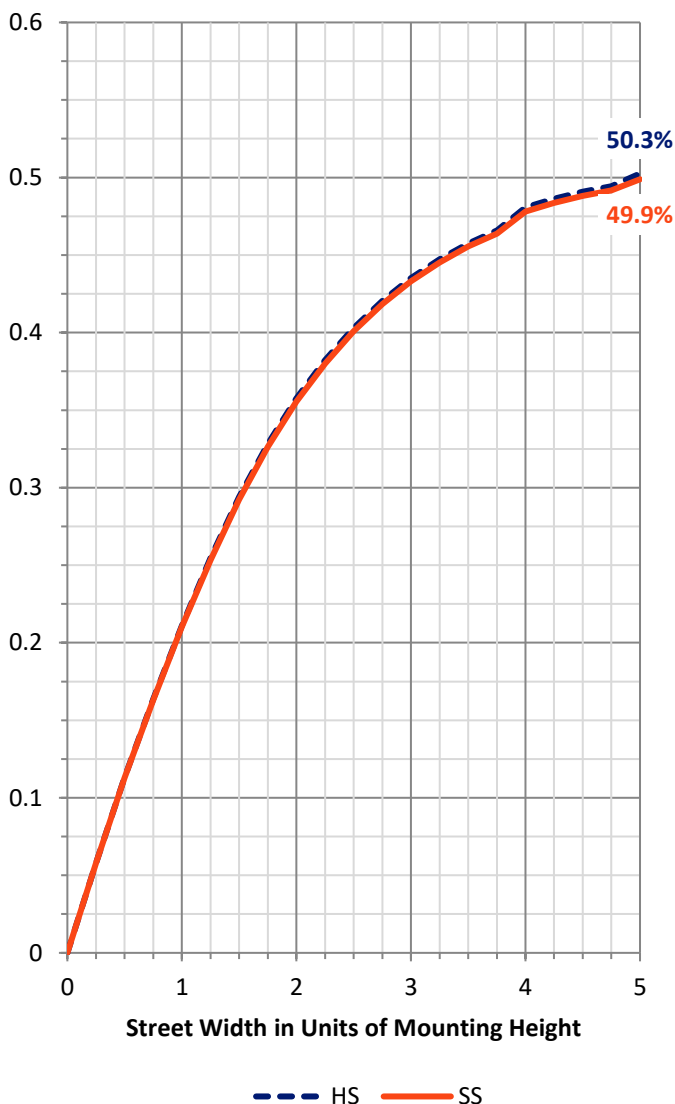
FLUX DISTRIBUTION:

		Downward	Upward	Total
House Side	Lumens	2758.5	0.0	2758.5
	% Fixture	50.0	0.0	50.0
Street Side	Lumens	2758.5	0.0	2758.5
	% Fixture	50.0	0.0	50.0
Total	Lumens	5517.0	0.0	5517.0
	% Fixture	100.0	0.0	100.0

ZONAL LUMENS:

Zone	Lumens	% Fixture
0°-10°	41.7	0.8
10°-20°	122.2	2.2
20°-30°	211.1	3.8
30°-40°	323.3	5.9
40°-50°	526.0	9.5
50°-60°	912.1	16.5
60°-70°	1510.6	27.4
70°-80°	1634.4	29.6
80°-90°	235.5	4.3
90°-100°	0.0	0.0
100°-110°	0.0	0.0
110°-120°	0.0	0.0
120°-130°	0.0	0.0
130°-140°	0.0	0.0
140°-150°	0.0	0.0
150°-160°	0.0	0.0
160°-170°	0.0	0.0
170°-180°	0.0	0.0
0°-90°	5517.0	100.0
0°-180°	5517.0	100.0

Coefficient of Utilization

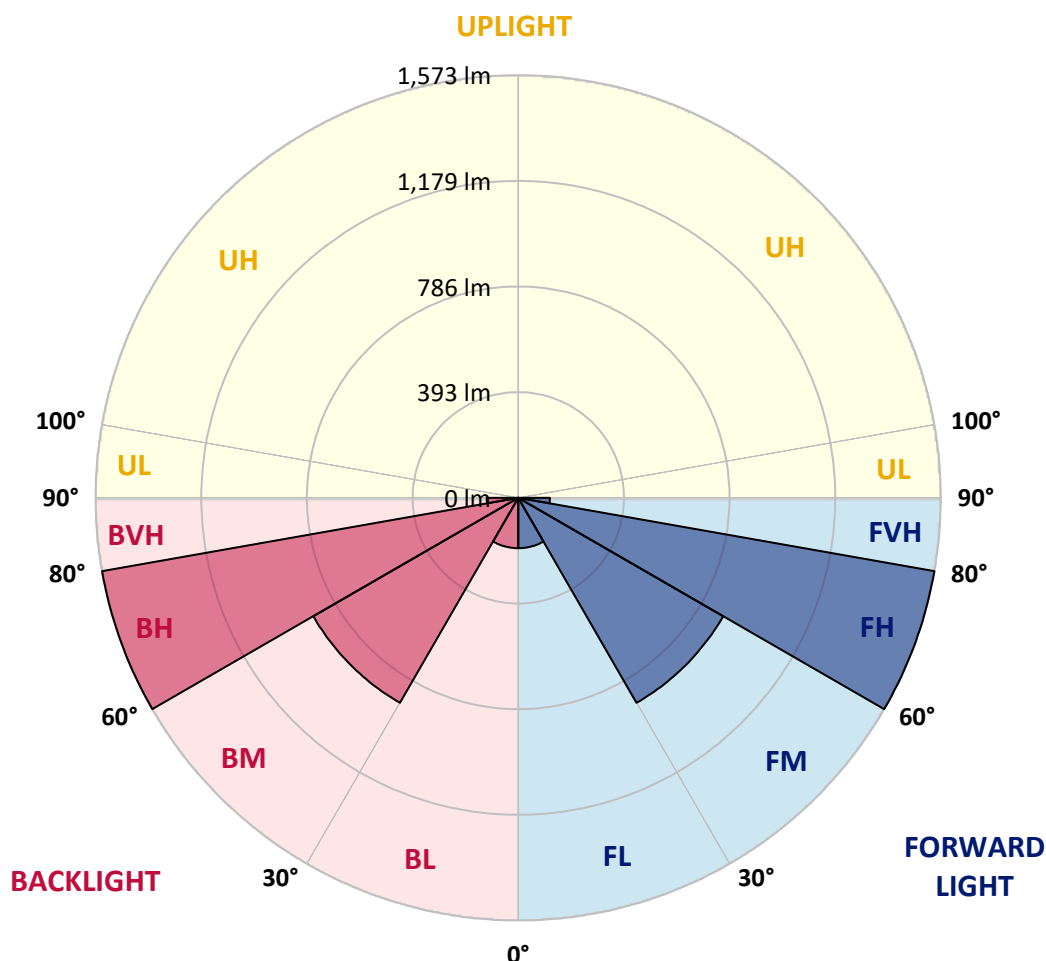


REPORT NUMBER: P594676
 CATALOG NUMBER: ISS-PA1C-830-U-5WQ

LUMINAIRE CLASSIFICATION SYSTEM LUMEN TABLE AND BUG RATING:

Zone	Lumens	% Fixture	Zone Rating/Lumen Limit		
			B	U	G
FL (0°-30°)	187.5	3.4			
FM (30°-60°)	880.7	16.0			
FH (60°-80°)	1572.5	28.5			G1/1800
FVH (80°-90°)	117.8	2.1			G2/225
BL (0°-30°)	187.5	3.4	B1/500		
BM (30°-60°)	880.7	16.0	B1/1000		
BH (60°-80°)	1572.5	28.5	B3/2500		G1/1800
BVH (80°-90°)	117.8	2.1			G2/225
UL (90°-100°)	0.0	0.0		U0/0	
UH (100°-180°)	0.0	0.0		U0/0	

BUG Rating: B3-U0-G2
 Type V Medium





REPORT NUMBER: P594676
 CATALOG NUMBER: ISS-PA1C-830-U-5WQ

CANDELA DISTRIBUTION (FULL):

	0°	5°	15°	25°	35°	45°	55°	65°	75°	85°	90°
0°	455.1	455.1	455.1	455.1	455.1	455.1	455.1	455.1	455.1	455.1	455.1
2.5°	448.6	449.9	449.9	448.6	449.9	449.9	449.9	451.2	449.9	452.5	451.2
5°	442.0	442.0	443.3	442.0	442.0	443.3	442.0	444.6	443.3	446.0	443.3
7.5°	431.5	431.5	431.5	431.5	432.8	432.8	432.8	435.5	435.5	435.5	434.1
10°	428.9	427.6	427.6	425.0	425.0	425.0	423.7	427.6	428.9	431.5	430.2
12.5°	430.2	430.2	427.6	425.0	423.7	422.3	422.3	426.3	430.2	431.5	431.5
15°	435.5	435.5	431.5	426.3	426.3	426.3	425.0	426.3	432.8	435.5	432.8
17.5°	439.4	438.1	434.1	431.5	431.5	430.2	430.2	430.2	434.1	438.1	438.1
20°	446.0	446.0	440.7	438.1	438.1	436.8	435.5	434.1	438.1	443.3	442.0
22.5°	455.1	452.5	448.6	446.0	444.6	443.3	440.7	442.0	444.6	448.6	448.6
25°	461.7	461.7	457.8	456.4	457.8	457.8	453.8	451.2	452.5	456.4	456.4
27.5°	464.3	464.3	461.7	461.7	466.9	469.6	464.3	459.1	456.4	460.4	459.1
30°	474.8	474.8	472.2	470.9	474.8	476.1	473.5	469.6	468.3	472.2	470.9
32.5°	493.2	491.9	487.9	484.0	485.3	491.9	486.6	485.3	485.3	489.2	490.5
35°	514.2	511.5	507.6	503.7	505.0	511.5	506.3	506.3	507.6	512.8	512.8
37.5°	544.3	541.7	536.5	527.3	526.0	533.8	532.5	533.8	539.1	541.7	544.3
40°	577.1	575.8	569.2	561.4	560.1	565.3	566.6	569.2	574.5	577.1	578.4
42.5°	624.3	621.7	611.2	603.3	602.0	608.6	611.2	613.8	620.4	623.0	625.6
45°	682.0	680.7	668.9	659.7	655.8	665.0	665.0	667.6	674.2	679.4	679.4
47.5°	745.0	743.7	734.5	724.0	725.3	731.9	730.6	731.9	737.1	742.4	746.3
50°	815.8	811.9	801.4	798.8	805.3	811.9	806.7	805.3	813.2	815.8	814.5
52.5°	893.2	889.3	884.0	884.0	899.8	911.6	907.6	895.8	895.8	894.5	893.2
55°	985.0	982.4	981.1	987.7	1013.9	1037.5	1023.1	1000.8	991.6	986.3	989.0
57.5°	1080.8	1074.2	1086.0	1100.5	1152.9	1187.0	1164.7	1122.8	1109.6	1099.1	1093.9
60°	1177.8	1175.2	1192.3	1226.4	1301.1	1358.8	1328.7	1259.2	1235.6	1211.9	1211.9
62.5°	1272.3	1269.7	1294.6	1347.0	1465.1	1550.3	1495.3	1407.4	1361.5	1326.1	1320.8
65°	1386.4	1382.5	1410.0	1466.4	1623.8	1731.3	1661.8	1546.4	1491.3	1442.8	1436.2
67.5°	1479.5	1479.5	1516.2	1585.8	1757.6	1870.4	1783.8	1684.1	1619.9	1570.0	1564.8
70°	1568.7	1576.6	1604.1	1672.3	1859.9	1962.2	1883.5	1794.3	1736.6	1686.8	1681.5
72.5°	1606.7	1617.2	1644.8	1711.7	1904.5	2023.8	1932.0	1829.7	1768.1	1718.2	1711.7
74°	1535.9	1547.7	1588.4	1673.6	1891.4	2026.5	1929.4	1794.3	1697.2	1635.6	1635.6
75°	1455.9	1471.6	1520.2	1612.0	1863.8	2012.0	1901.9	1737.9	1602.8	1530.7	1534.6
77.5°	1122.8	1156.9	1209.3	1353.6	1672.3	1888.7	1690.7	1394.3	1177.8	1070.3	1067.7
80°	320.0	367.3	486.6	808.0	1271.0	1504.4	1242.1	825.0	582.4	443.3	426.3
82.5°	77.4	90.5	124.6	228.2	543.0	849.9	615.2	270.2	162.6	106.2	85.3
85°	32.8	35.4	56.4	78.7	149.5	225.6	143.0	91.8	66.9	30.2	28.9
87.5°	11.8	13.1	21.0	21.0	31.5	18.4	32.8	22.3	23.6	7.9	7.9
90°	0.0	0.0	0.0	0.0	0.0	0.0	0.0	0.0	0.0	0.0	0.0

(END OF REPORT)